

# Philip WIZ Wireless Module (Dry Contact)

Model No: LM-40WB-9D

## Profile

- The product is a dry contact module based on Philip WIZ platform with built-in wireless communication chip
- It can connect the common dry contact panels and control room lighting equipment, such as light switch, brightness change and 4 scene mode transformation, up to 9 buttons to realize one-key remote control.
- It has 3 connecting modes, 1) can be connected to KNX,RS485 and other intelligent system of 6-36V weak power supply; 2) can also be connected to AC 90-264V through the attached accessories power supply 3) users can also buy another 9V battery

## Features

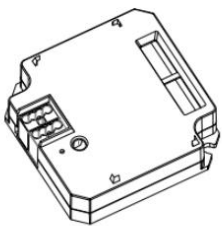
- Maximum 9 dry contract module input
- Suitable for all kinds of panels style, simple and convenient
- Reliable controller if without network
- Widely application in office, home, villa, hotel, commercial lighting etc



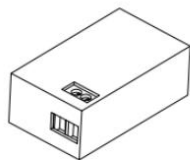
## Technical Parameters

Model No	LM-40WB-9D
Brand	LAMMIN/PHILIP
Connecting Mode1	KNX,RS485 and DC 6-36V
Connecting Mode2	AC 90-264V 47-63HZ
Connecting Mode3	9V battery
Certification	CE
Working Temp	-20°C~ +50°C
Warranty	3 years
Size(L*W*H)MM	50*50*13

## Accessories



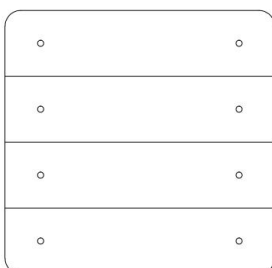
Dry Contact module



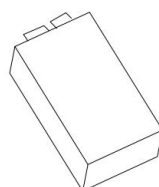
AC-DC module



9V battery interface

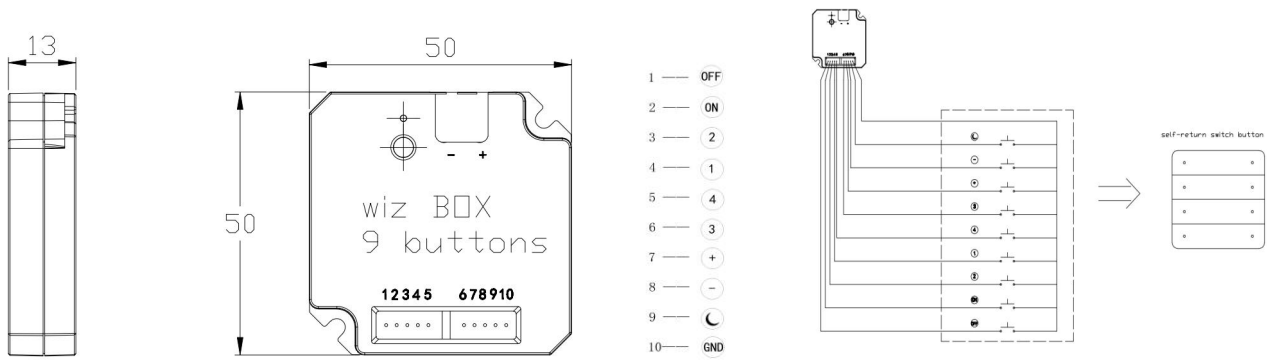


Switch(buy by user)



Battery(buy by user)

## Wiring Diagram and Installations



- The module with 12V DC power supply to connect with dry contact panel.
- Long press the panel button to enter the configuration state in the initiation.
- The button corresponding to the scene 1,2,3,4 switches and dimming buttons. Refer to the diagram.
- Set the scene panel in the WIZ APP
- Make sure that at least one WIZ light in the room is turn-on and connected to the WLAN before setting.
- Select a room in the app, press the “+” key in the upper right corner and select 'Wizmote';
- Add Wizmote to the room and follow the screen steps in the application to complete the installation.
- Enjoy using Wizmote to quickly and easily control your lights.

## WIZ APPS

Organize and control your lights by groups within rooms over Wi-Fi or remotely through the cloud. Improve the way you work, feel and simply enjoy the environment you're in with our wide variety of different light modes that cover the range from fun to functional.

**WIZ V2**  
Signify Netherlands B.V.

100K+ Downloads | Rated for 3+ |

AB AP APKM **Install** Add to wishlist

Developer contact

More by Signify Netherlands B.V.

WIZ Signify Netherlands B.V. 4.5 ★

hue Philips Hue Signify Netherlands B.V.

12:30 Hello, Zoey Welcome Home

12:30 Master bedroom Next event at 7:30 AM

12:30 Coffee table lamp

**Rooms**

- Living room
- Dining room
- Master bedroom
- Max's room
- Hallway

**Quick control**

- Control
- Scenes
- Bedtime
- Daylight
- Cozy

**Devices**

- Ceiling light
- Nightlight left
- Nightlight right

**Dynamic white**

- Candlelight
- Pulse
- Golden white
- Steampunk

**Dynamic warm**

- Fireplace
- Fall
- Club
- Sunset

**Dynamic cool**

Brightness Speed

Static Dynamic Custom